

BME 8503S-04 A

MAGNETIC BUZZER

CONTENT

1. Specifications
2. Drawing
3. Test Method
4. Reliability Test
5. Surface Mounting Condition
6. Packing
7. Notice
8. History Change Record

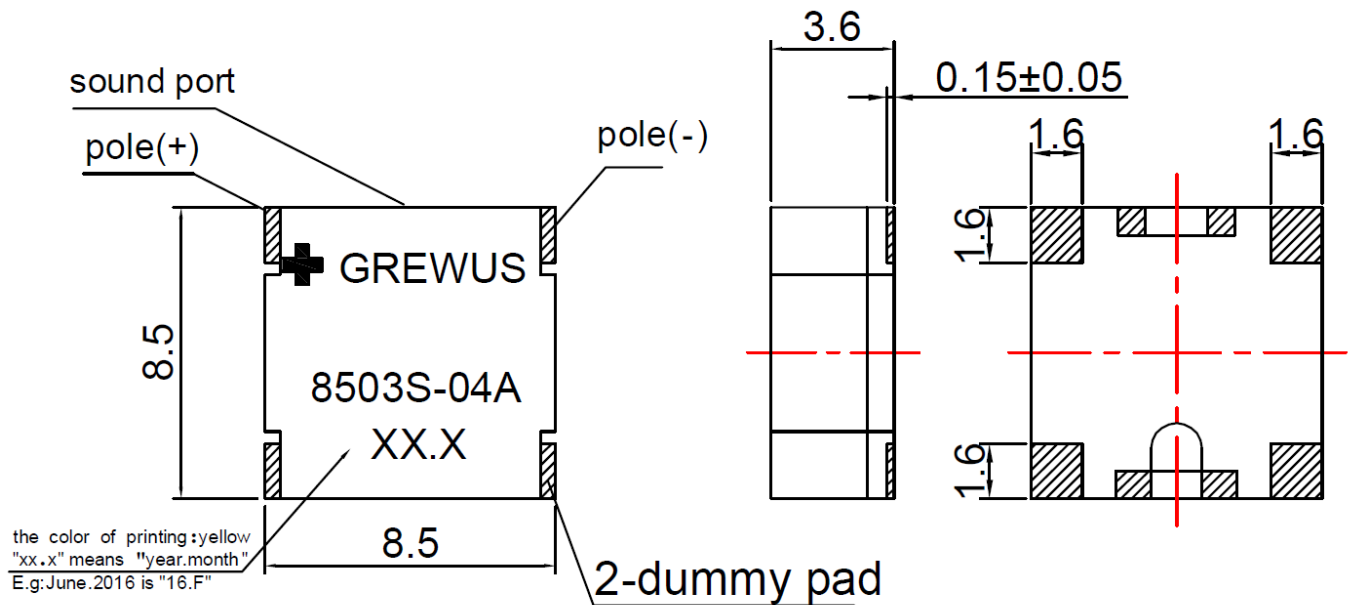


1. SPECIFICATIONS

Parameter	Unit	Conditions / Description	MIN	TYP	MAX
Operating Voltage	Vo-p		2		5
Rated Voltage	Vo-p			3	
SPL	dB(A)	Value applying rated voltage (2730Hz, 3Vo-p, 1/2 duty, square wave) at 10 cm	85		
Rated Current	mA	Value applying rated voltage (2730Hz, 3Vo-p, 1/2 duty, square wave)			80
Resonance Frequency	Hz			2.730	
Coil Resistance	Ω		15	18	21
Housing Material				LCP (BLACK)	
Contact				SMD	
Packaging				REEL	
Operating Temperature	°C		-40		+85
Storage Temperature	°C		-40		+85
Weight	g				0,8

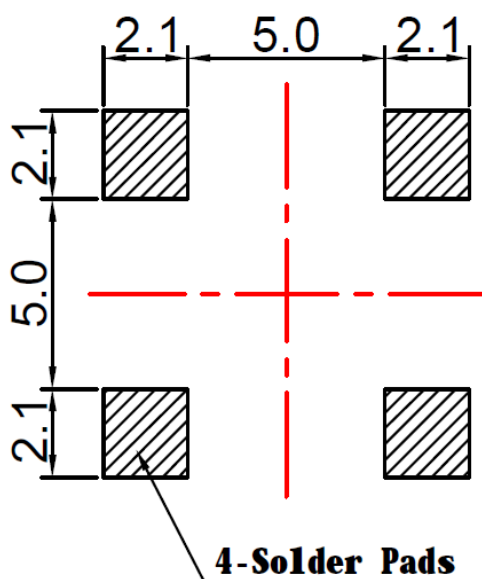
DESIGNED BY	Ralf Hinnerichs	DATE	2011.03.16	PART NO.	BME 8503S-04 A	INDEX	A
RELEASED BY	Ralf Hinnerichs	DATE	2011.03.16				
CHANGED BY	Rabea Richter	DATE	2019.11.05				
DRAWING NO.	406184704						

2. DRAWING



Tolerance ± 0.2 Unit:mm

Soldering Pattern

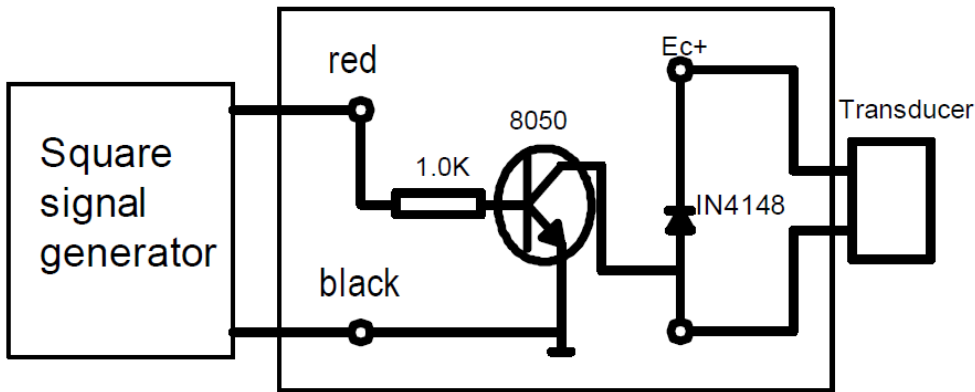


DESIGNED BY	Ralf Hinnerichs	DATE	2011.03.16	PART NO.	BME 8503S-04 A	INDEX	A
RELEASED BY	Ralf Hinnerichs	DATE	2011.03.16				
CHANGED BY	Rabea Richter	DATE	2019.11.05				
DRAWING NO.	406184704						

3. TEST METHOD

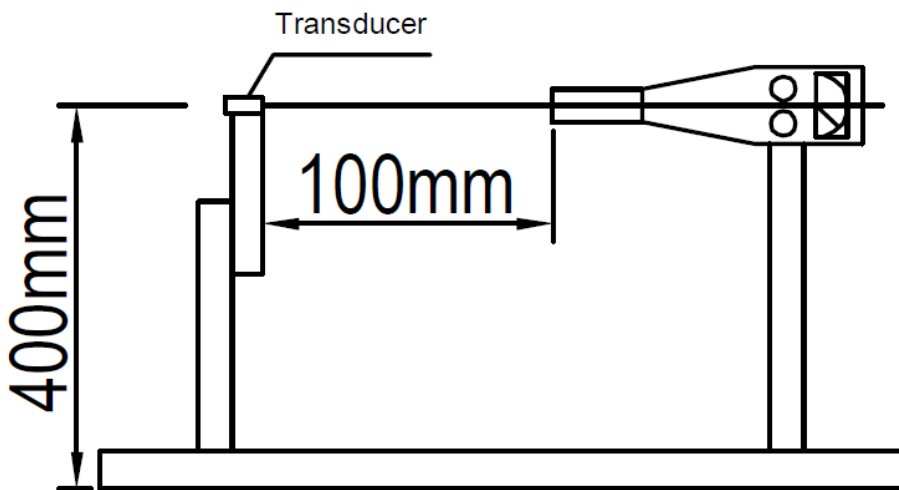
3.1 RECOMMENDED CIRCUIT

The following are examples of externally driven circuits.



3.2 STANDARD TEST FIXTURE

No reaction in space with in 400mm in all direction



DESIGNED BY	Ralf Hinnerichs	DATE	2011.03.16	PART NO.	INDEX
RELEASED BY	Ralf Hinnerichs	DATE	2011.03.16	BME 8503S-04 A	A
CHANGED BY	Rabea Richter	DATE	2019.11.05		
DRAWING NO.	406184704				

BME 8503S-04 A

MAGNETIC BUZZER

4. RELIABILITY TEST

4.1 High Temperature Storage Life Test

Temperature +85°C
Duration 96 hours

4.2 Low Temperature Storage Life Test

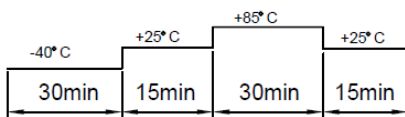
Temperature -40°C
Duration 96 hours

4.3 Life Test in normal Temperature

Power supply Rated voltage
Duration 96 hours

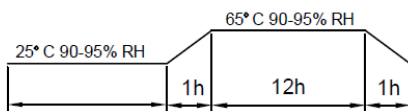
4.4 Temperature Shock Test

Cycles 14



4.5 Humidity Cycle Test

Cycles 10



4.6 High Temperature Life Test

Temperature +85°C
Duration 96 hours

4.7 Low Temperature Life Test

Temperature -40°C
Duration 96 hours

All these tests above should be measured after leaving normal temperature for 2 hours.

4.8 Vibration Test

Vibration Frequency 10~200~10Hz
Time 15 minutes
Acceleration 5g
Direction x, y, z each 2 hours (total 6 hours)

4.9 Drop Test

Height 150cm (to concrete floor)
Direction One time each 6 planes (total 6 times)

4.10 Solderability Test

Soldering temperature 255 ±5°C
Heat applying time 2 ±0,5 seconds

Notice: All specification must be satisfied in this condition except SPL. SPL shall be 83dB or more.

DESIGNED BY	Ralf Hinnerichs	DATE	2011.03.16	PART NO.	BME 8503S-04 A	INDEX
RELEASED BY	Ralf Hinnerichs	DATE	2011.03.16			A
CHANGED BY	Rabea Richter	DATE	2019.11.05			
DRAWING NO.	406184704					

5. SURFACE MOUNTING CONDITION

In automated mounting of The SMD Sound Transducers on printed circuit boards, any bending, expanding and pulling forces or shocks against the SMD Sound Transducers shall be kept minimum to prevent them from electrical failures and mechanical damages of the devices.

Soldering (Reflow)

- 1) Solderings of The SMD Sound Transducers shall conform to the soldering conditions in the individual specifications.
- 2) The SMD Sound Transducers are designed for "Reflow Solderings"
- 3) In the reflow solderings, too high soldering temperatures and too large temperature gradient such as rapid heating or cooling may cause electrical failures and mechanical damages of the devices.

Following soldering conditions are recommend; Refer to Fig.1

Temperature profile for a lead-free reflow process

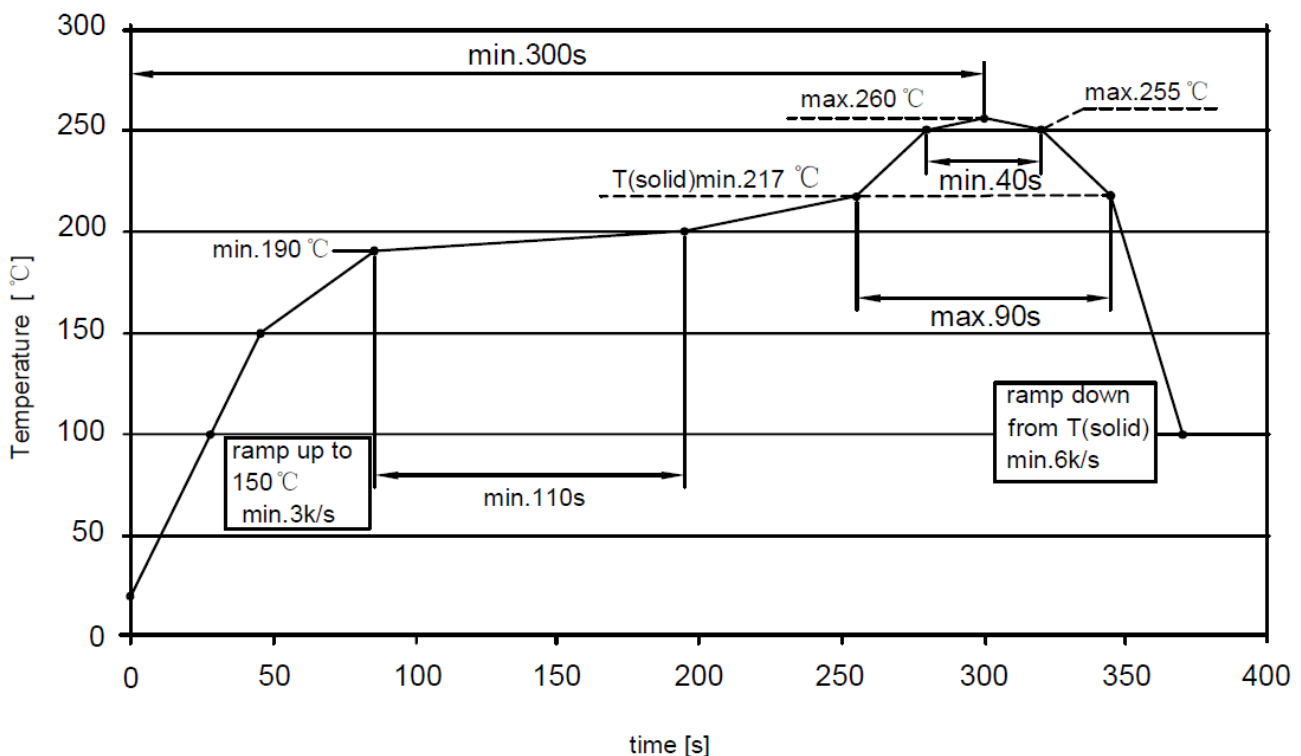
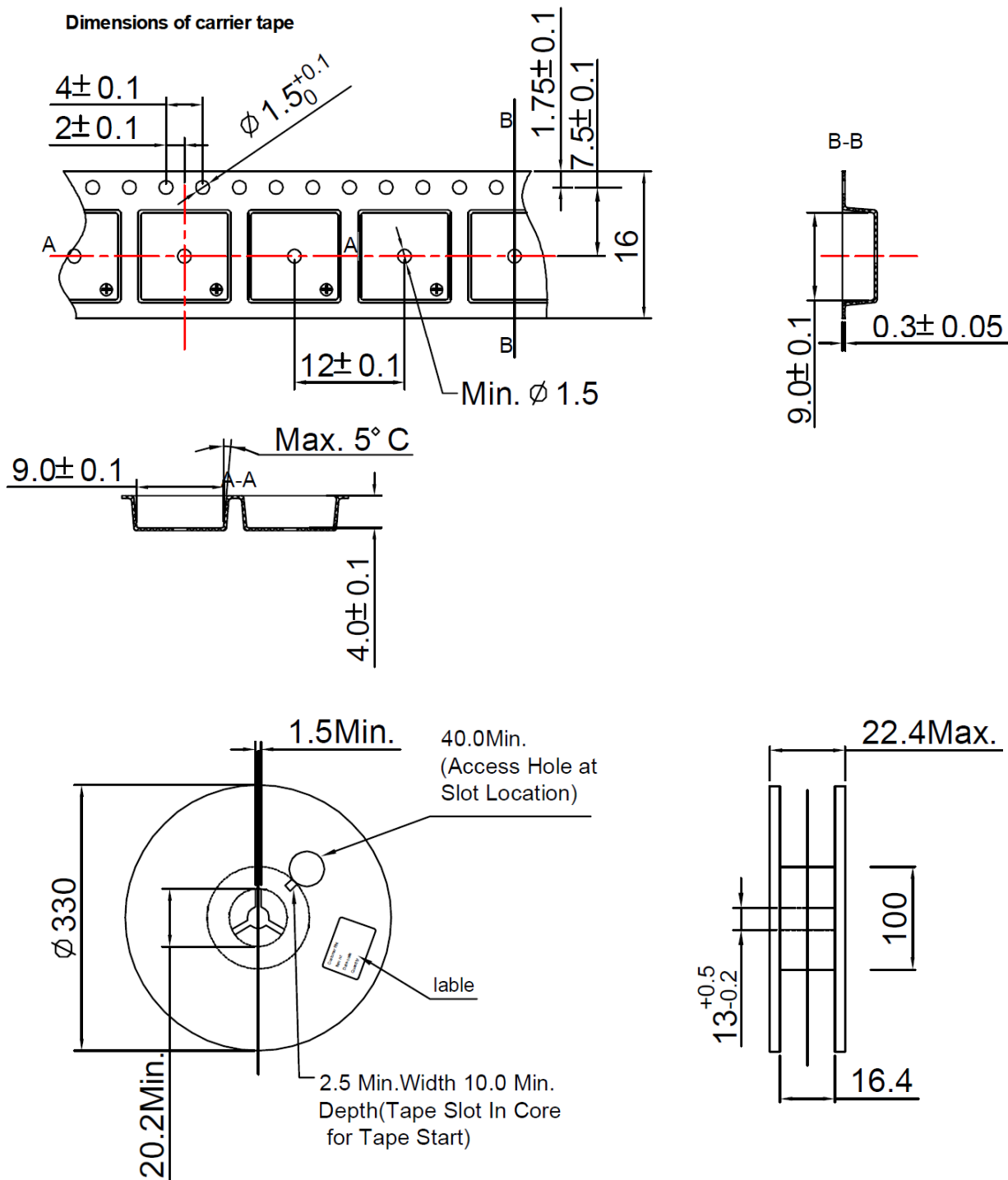


Fig. 1 Recommended soldering Temperature-Time profile (Reflow soldering)

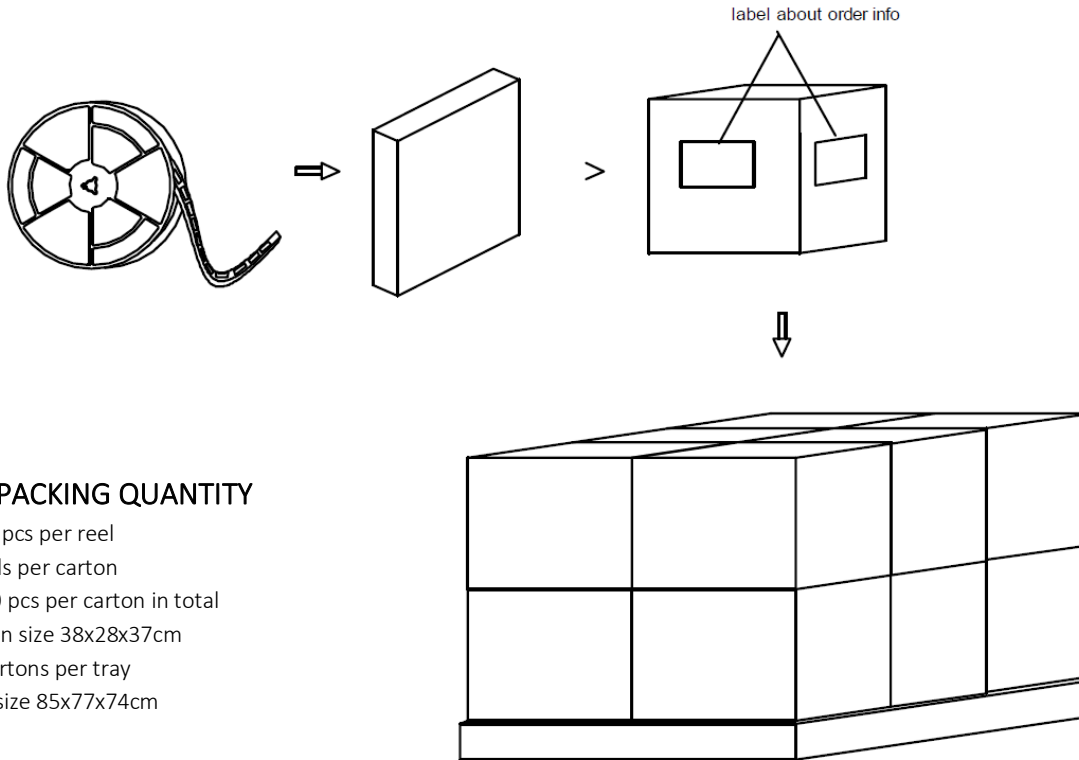
DESIGNED BY	Ralf Hinnerichs	DATE	2011.03.16	PART NO.	BME 8503S-04 A	INDEX	A
RELEASED BY	Ralf Hinnerichs	DATE	2011.03.16				
CHANGED BY	Rabea Richter	DATE	2019.11.05				
DRAWING NO.	406184704						

6. PACKING

6.1 TAPE ON REEL PACKING



DESIGNED BY	Ralf Hinnerichs	DATE	2011.03.16	PART NO.	BME 8503S-04 A	INDEX	A
RELEASED BY	Ralf Hinnerichs	DATE	2011.03.16				
CHANGED BY	Rabea Richter	DATE	2019.11.05				
DRAWING NO.	406184704						



6.2 PACKING QUANTITY

- 1000 pcs per reel
- 5 reels per carton
- 5.000 pcs per carton in total
- Carton size 38x28x37cm
- 12 cartons per tray
- Tray size 85x77x74cm

7. NOTICE

7.1 The products mustn't be washed

7.2 Storage Condition

The products should be stored in a room, where the temperature/humidity is stable. And avoid such places where there are large temperature changes. Please store the products at the following conditions:
Temperature: -10 to + 40 C Humidity: 15 to 85% R.H.

7.3 Expire Date on Storage



Expire date (Shelf life) of the products is twelve months after production under the conditions of a sealed and an unopened package. Please use the products within twelve months after production.
If you store the products for a long time (more than twelve months after production date), use them carefully, because the products may be degraded in the solderability and/or rusty. Please confirm solderability and characteristics for the products regularly.

7.4 Notice on Product Storage

- (1) Please do not store the products in a chemical atmosphere (Acids, Alkali, Bases, Organic gas, Sulfides and so on), because the characteristics may be reduced in quality, and/or be degraded in the solderability due to the storage in a chemical atmosphere.
- (2) Please use the products immediately after the package is opened, because the characteristics may be reduced in quality, and/or be degraded in the solderability due to storage under the poor condition.

DESIGNED BY	Ralf Hinnerichs	DATE	2011.03.16	PART NO.	BME 8503S-04 A	INDEX	A
RELEASED BY	Ralf Hinnerichs	DATE	2011.03.16				
CHANGED BY	Rabea Richter	DATE	2019.11.05				
DRAWING NO.	406184704						

8. HISTORY CHANGE RECORD

REV	CHANGE ITEMS		DATE
	BEFORE CHANGE	AFTER CHANGE	
1	 GREWUS BME8503S-04A XX.X	 GREWUS 8503S-04A XX.X	2016.06.30
2		Add the dimension of the poles and the soldering pattern	2017.08.21
3	Old Layout	New Layout	2019.08.02
4	Shelf life: six months	Shelf life: twelve months	2019.11.05

DESIGNED BY	Ralf Hinnerichs	DATE	2011.03.16	PART NO.	BME 8503S-04 A	INDEX	A
RELEASED BY	Ralf Hinnerichs	DATE	2011.03.16				
CHANGED BY	Rabea Richter	DATE	2019.11.05				
DRAWING NO.	406184704						